



Monax Mining Limited

ABN 96 110 336 733

Consolidated Financial Statements for the year ended 30 June 2017

CORPORATE DIRECTORY

Monax Mining Limited

ACN 110 336 733
ABN 96 110 336 733
Incorporated in SA

Registered Office

139 Greenhill Road
UNLEY SA 5061
Telephone: (08) 8373 5912

Share Registrar

Computershare Investor Services Pty Ltd
Level 5, 115 Grenfell Street
ADELAIDE SA 5000
Telephone: 1300 556 161
(For overseas shareholders 61 3 9415 5000)
Facsimile: (08) 8236 2305

Email: info@computershare.com.au

Auditor

Grant Thornton
Chartered Accountants
Level 3, 170 Frome Street
ADELAIDE SA 5000

Email: info@monaxmining.com.au

The information in the Financial Report that relates to Exploration results, Mineral Resources, Ore Reserves or targets is based on information compiled by Mr G M Ferris, who is a Member of the Australian Institute of Mining and Metallurgy. Mr Ferris is engaged under a contract to provide services as Managing Director and, has a minimum of five years relevant experience in the style of mineralisation and type of deposit under consideration and qualifies as a Competent Person as defined in the 2012 edition of the "Australasian Code for Reporting of Exploration Results, Mineral Resources and Ore Reserves". Mr Ferris consents to the inclusion of the information in this report in the form and context in which it appears.

Monax Mining Limited and Controlled Entities

Directors' Report

The Directors present their report together with the financial report of Monax Mining Limited for the year ended 30 June 2017 and the auditor's report thereon.

Directors

The Directors of Monax Mining Limited ('the Company') at any time during or since the end of the financial year are as set out below. Details of Directors' qualifications, experience and special responsibilities are as follows:

Mr Robert Michael Kennedy *ASAIT, Grad Dip (Systems Analysis), Dip Financial Planning, Dip Financial Services, FCA, CTA, AGIA, Life Member AIM, FAICD*

Independent Non-executive Chairman

Experience and expertise

Mr Kennedy, a Chartered Accountant, has been a non-executive chairman of Monax Mining Limited since 2004.

Mr Kennedy brings to the Board his expertise and extensive experience as Chairman and non-executive director of a range of listed public companies in the resources sector.

Apart from his attendance at Board and Committee meetings, Mr Kennedy leads the development of strategies for the development and future growth of the Company. Mr Kennedy leads the Board's external engagement of the Company meeting with Government, investors and is engaged with the media. He is a regular attendee of Audit Committee functions of the major accounting firms. He conducts the review of the Board including the Managing Director in his executive role.

Other current directorships in the last 3 years

Mr Kennedy is a director of ASX listed companies, Flinders Mines Limited (since December 2001), Ramelius Resources Limited (since listing in March 2003), Maximus Resources Limited (since December 2004), and Tychean Resources Ltd (since 2006).

Former directorships in the last 3 years

Formerly he was a director of Crestal Petroleum Limited (formerly Tellus Resources Ltd from 2013 to 2015) and Marmota Energy Limited (from April 2006 to April 2015).

Special Responsibilities

Chairman of the Board.

Member of the Audit and Risk Committee and Nomination and Remuneration Committee.

Interest in Shares and Options – 14,333,333 ordinary shares in Monax Mining Limited.

Mr Glenn Stuart Davis *LLB, BEc, FAICD*

Non-executive Director

Experience and expertise

Board member since 3 August 2004. Mr Davis is a solicitor and partner of DMAW Lawyers, a firm he founded. Mr Davis brings to the Board his expertise in the execution of large legal and commercial transactions and his expertise and experience in corporate activity regulated by the Corporations Act and ASX Ltd. He also has specialist skills and knowledge about the resources industry.

Other current directorships

Chairman of Beach Energy Limited (since November 2012) (a Director since July 2007).

Former directorships in the last 3 years

Director of Marmota Energy Limited (from 2007 to June 2015).

Responsibilities

Special responsibilities include membership of the Audit, Governance and Remuneration Committee.

Interest in Shares and Options – 3,275,455 ordinary shares of Monax Mining Limited.

Monax Mining Limited and Controlled Entities

Directors' Report (continued)

Mr Gary Michael Ferris *BSc (Hons), AusIMM., GAICD*

Managing Director *resigned 2 August 2017*

Experience and expertise

Board member since 1 September 2009. Mr Ferris is a geologist with more than 20 years' experience in exploration and management and holds an Honours Degree in Geology from the University of Adelaide and a Masters Degree from the Centre for Ore Deposits and Exploration Studies, University of Tasmania.

Mr Ferris brings extensive experience in adding to the value of Monax's asset base and the execution of effective exploration programs.

Interest in Shares and Options – 1,920,100 ordinary shares of Monax Mining Limited.

Mr Ian James Gordon *Bcom, MAICD*

Non-executive Director *appointed 1 June 2017*

Experience and expertise

Mr Gordon is a mining executive with extensive experience in a variety of management positions and commodities. He has held management roles at Delta Gold Limited, Rio Tinto Exploration and Gold Fields. From 2007 until 2014 he was the COO and Managing Director of Ramelius Resources Limited, where he was responsible for the development of a number of mining operations. He has significant experience in project approvals, feasibility studies, capital raising and project finance.

Former directorships in the last 3 years

Managing Director of Flinders Mines Limited (from 2014 to June 2016).

Monax Mining Limited and Controlled Entities

Directors' Report (continued)

Directors' meetings

The Company held 17 meetings of Directors (including committees of Directors) during the financial year. The number of Directors' meetings and number of meetings attended by each of the Directors of the Company (including committees of Directors) during the financial year were as follows:

	Directors' meetings		Audit, governance and remuneration committee meetings	
	Number eligible to attend	Number attended	Number eligible to attend	Number attended
Director				
Robert Michael Kennedy	14	14	3	3
Glenn Stuart Davis	14	14	3	3
Gary Michael Ferris <i>resigned as Managing Director on 2 August 2017</i>	14	13	-	-
Ian James Gordon <i>appointed as a Director on 1 June 2017</i>	1	1	-	-

Messrs Kennedy and Davis are members of the Audit, Governance and Remuneration Committee.

Company Secretary

The following person held the position of Company Secretary at the end of the financial year.

Kaitlin Louise Smith – *B.Com (Acc), CA*. Ms Smith was appointed Company Secretary on 20 January 2016. Ms Smith provides the Company Secretarial and Accounting role to various public and proprietary companies. She holds a Bachelor of Commerce (Accounting) and is a Chartered Accountant.

Principal activities

Percyville Gold Project:

The Percyville tenements are a prospective discovery in northern Queensland, within the renowned Eltheridge gold province, in close proximity to the historical Kidston gold mine. No previous activity has been reported at the mining lease and Monax hold an option-to-purchase deal over 1 mining lease and 1 exploration tenement.

Monax completed Gradient Array & Induced Polarisation (IP) surveys late in 2016 which outlined corresponding chargeable features associated with surface samples and deeper targets. Initial rock chip sampling by Monax reported gold up to 62 g/t and silver up to 300 g/t with average assays of 10.2g/t.

Gold mineralisation in the Percyville/Gilberton region is usually hosted within narrow quartz veins in the basement metamorphics or Siluro-Devonian granites. The quartz lode at ML 30216 appears different and possibly related to gold mineralisation at nearby Kidston and Agate Creek.

The maiden drill program highlighted gold mineralisation at shallow depths with the significant intercepts including:

19m @ 2.85 g/t gold (15-34m) including 4m @ 9.4 g/t (15-19m) – ZZRC1605

10m @ 2.6 g/t (4-14m) – ZZRC1612

8m @ 1.7 g/t (1-9m) – ZZRC1611

8m @ 1.16 g/t (21-29m) – ZZRC1608

Monax Mining Limited and Controlled Entities

Directors' Report (continued)

A follow-up drilling program was completed toward the end of the June quarter, whereby Monax reported further encouraging results. 15 holes were completed for 991 metres and best drill intercepts included:

- 10m @ 11.1 g/t Au (7-17m) – ZZRC1708
- 12m @ 2.1 g/t Au (14-26m) – ZZRC1713
- 9m @ 1.99 g/t Au (3-12m) – ZZRC1714
- 10m @ 1.5 g/t Au (20-30m) – ZZRC1715, and
- 12m @ 1.05 g/t Au (23-35m) – ZZRC1710

Drilling to date has primarily focused on the outcropping areas, however there is potential for possible parallel repetitions to the outcropping veins and extensions along strike. Monax is highly encouraged by the recent results.

Croydon Gold Project:

The project is situated in Northern Queensland among historical goldfields and comprises two granted tenements. The goldfield was active between 1887 and 1935 producing 761,167oz gold @ 32.2g/t and more recently produced 83,475oz @ 2.3g/t.

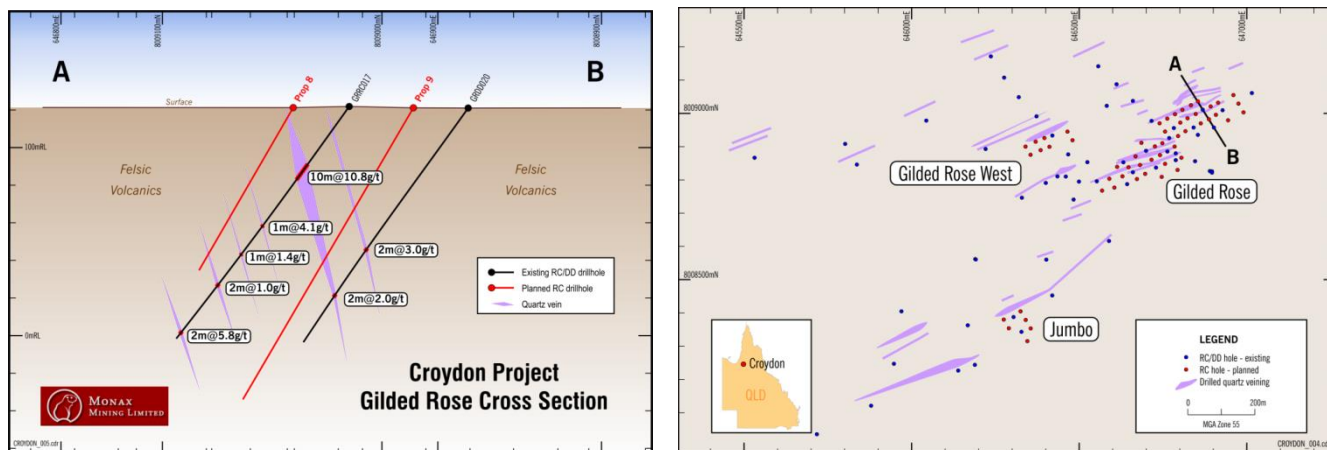
Croydon was selected based on highly encouraging surface samples and high-grade pre-existing drill intercepts. Modelling of historical data has highlighted the prospectivity of the Gilded-rose and Jumbo prospects, with widespread high-grade gold evident across the tenements following extensive rock-chip sampling.

Thus far the Company has highlighted 8 prospective zones and aims to delineate a maiden JORC resource at the Gilded-rose and Jumbo prospects.

Historical drilling results include:

- 10m @ 10.8 g/t Au (GRRC017 38-48m)
- 9m @ 8.17 g/t Au (GRDD025 67-76m)
- 4m @ 14.3 g/t Au (GRRC011 139-143m)
- 3m @ 10.0 g/t Au JMRC008 126-129m)

Figure [1] shows the location of quartz veins intersected by historical drill holes. These historical intercepts show the prospect hosting a broad low-grade zone with a high grade core. The cross-section of historical intercepts in figure [2] highlights the gold mineralisation located within stacked quartz veins.



Monax intends to use the planned follow-up drill program to target up-dip and down-dip extensions.

Monax Mining Limited and Controlled Entities

Directors' Report (continued)

Planned future work includes a proposed follow-up drill program to target up-dip and down-dip extensions at Gilded-rose and Jumbo. Furthermore, additional mapping and soil sampling at the Blue-jacket and Vanderbilt area followed by a number of drill holes to test the potential of the reefs in the area.

Other Projects:

Over the past period, Monax decided to relinquish its interests in the following projects in favour of proving up its current gold tenements and pursuing other value accretive development opportunities.

Litchfield Lithium Project

Monax withdrew from the Option Agreement for the Litchfield tenements in June 2017.

Phar Lap Project

Monax chose not to renew the tenement at Phar Lap.

Mt Ringwood Gold Project

Monax relinquished its interests at Mt Ringwood during the December quarter.

Operating results and financial position

During the year, the Company continued exploration activities at its tenements. Total cash expenditure on exploration and evaluation activities totalled \$574,410.

The loss of the Company after providing for income tax amounted to \$1,579,545 (2016: loss \$624,209).

The net assets of the Group have been decreased by \$77,288 during the financial year from \$758,194 at 30 June 2016 to \$680,906 at 30 June 2017.

Dividends

No dividends have been paid or provided by the Company since the end of the previous financial year (2016: nil).

Significant change of affairs

There have been no significant changes in the state of affairs of the Company during the year.

Matters subsequent to the end of the financial year

During July 2017, the Company completed a Share Purchase Plan to Australian and New Zealand shareholders for project exploration and working capital purposes. The issue raised \$50,500 before costs.

During July 2017, 325,000 unlisted options expired during the period.

During September 2017, the Company completed a share placement to Australian and New Zealand shareholders for project exploration and working capital purposes. The placement raised \$502,175 before costs.

In July 2016, the Company and Groundhog Services Partnership received re-assessments for Payroll Tax totalling \$195,512 for the periods 1 July 2010 to 30 June 2015 inclusive. In August 2017 the Company submitted an objection to the Minister of Finance. This amount is recorded in the notes of the financial statements as a contingent liability.

In August 2017 the Company acquired a new project in Western Australia.

Apart from the above, there has not arisen in the interval between 30 June 2017 and the date of this report any item, transaction or event of a material and unusual nature likely, in the opinion of the Directors of the Company, to affect significantly the operations of the Company, the results of those operations, or the state of affairs of the Company, in future years.

Future developments, prospects and business strategy

The Group's strategy is to explore for gold and lithium across its portfolio of projects in Western Australia and Queensland.

The Board of Monax Mining Limited considers that, in the current environment of constrained capital, the best interests of shareholders in the Company will be served through a balanced approach of direct exploration by Monax and by seeking strategic alliances/joint ventures with other parties.

Monax Mining Limited and Controlled Entities

Directors' Report (continued)

Monax is currently seeking new opportunities through the acquisition of projects which are suitable to joint venture to major companies.

Environmental regulation and performance statement

The Company's operations are subject to significant environmental regulations under both Commonwealth and South Australian legislation in relation to discharge of hazardous waste and materials arising from any mining activities and development conducted by the Company on any of its tenements. To date the Company has only carried out exploration activities and there have been no known breaches of any environmental obligations.

Indemnification and insurance of officers

Indemnification

The Company is required to indemnify the Directors and other officers of the company against any liabilities incurred by the Directors and officers that may arise from their position as Directors and officers of the Company. No costs were incurred during the year pursuant to this indemnity.

The Company has entered into deeds of indemnity with each Director whereby, to the extent permitted by the Corporations Act 2001, the Company agreed to indemnify each Director against all loss and liability incurred as an officer of the Company, including all liability in defending any relevant proceedings.

Insurance premiums

Since the end of the previous year the Company has paid insurance premiums in respect of Directors' and officers' liability and legal expenses insurance contracts.

The terms of the policies prohibit disclosure of details of the amount of the insurance cover, the nature thereof and the premium paid.

Options

At the date of this report unissued ordinary shares of Monax Mining Limited under option are:

Expiry date*	Exercise price	Number of options	Vested	Unvested	Amount paid/payable by recipient (\$)
12/05/2020	\$0.026	1,200,000	1,200,000	-	-

* All options may be exercised at any time before expiry. Option holders will receive one ordinary share in the capital of the Company for each option exercised.

These options do not entitle the holder to participate in any share issue of the Company or any other body corporate. There were no amounts unpaid on shares issued.

Proceedings on behalf of the Company

No person has applied to the Court for leave to bring proceedings on behalf of the Company or to intervene in any proceedings to which the Company is a party for the purpose of taking responsibility on behalf of the Company for all or part of those proceedings. The Company was not a party to any such proceedings during the year.

Non-audit services

There were no non-audit services provided by the external auditors of the parent or its related entities during the year ended 30 June 2017.

Auditor of the Company

The auditor of the Company for the financial year was Grant Thornton Audit Pty Ltd.

Auditor's Independence Declaration

The auditor's independence declaration as required by section 307C of the Corporations Act 2001 for the year ended 30 June 2017 is set out immediately following the end of the Directors' report.

Monax Mining Limited and Controlled Entities

Directors' Report (continued)

Remuneration Report – audited

Remuneration policy

The remuneration policy of Monax Mining Limited has been designed to align key management personnel objectives with shareholder and business objectives by providing a fixed remuneration component and offering other incentives based on performance in achieving key objectives as approved by the Board. The Board of Monax Mining Limited believes the remuneration policy to be appropriate and effective in its ability to attract and retain the best key management personnel to run and manage the Company, as well as create goal congruence between directors, executives and shareholders.

The Company's policy for determining the nature and amounts of emoluments of board members and other key management personnel of the Company is as follows.

Remuneration and Nomination

The Audit, Governance and Remuneration Committee oversees remuneration matters and makes recommendations to the Board on remuneration policy, fees and remuneration packages for non-executive directors and senior executives. Details of the committee's members and its responsibilities are set out in the Corporate Governance Statement.

Non-executive Remuneration Policies

The Company's Constitution specifies that the total amount of remuneration of Non-executive Directors shall be fixed from time to time by a general meeting. The current maximum aggregate remuneration of Non-executive Directors of Monax Mining Limited has been set at \$300,000 per annum. Directors may apportion any amount up to this maximum amount amongst the Non-executive Directors as they determine. Directors are also entitled to be paid reasonable travelling, accommodation and other expenses incurred in performing their duties as Directors. The fees paid to Non-Executive Directors are not incentive or performance based but are fixed amounts that are determined by reference to the nature of the role, responsibility and time commitment required for the performance of the role including membership of board committees. The fees are set by the Audit, Governance and Remuneration Committee which consults independent advice from time to time.

Non-Executive Director remuneration is by way of fees and statutory superannuation contributions. Non-Executive Directors do not participate in schemes designed for remuneration of executives nor do they receive options or bonus payments and are not provided with retirement benefits other than salary sacrifice and statutory superannuation.

Executive Remuneration Policies

The remuneration of the Managing Director is determined by the Non-executive Directors on the Audit, Governance and Remuneration Committee and approved by the Board as part of the terms and conditions of his employment which are subject to review from time to time. The remuneration of other executive officers and employees is determined by the Managing Director subject to the approval of the Board. During the year the Board did not engage external remuneration consultants.

The Company's remuneration structure is based on a number of factors including the particular experience and performance of the individual in meeting key objectives of the Company. The Audit, Governance and Remuneration Committee is responsible for assessing relevant employment market conditions and achieving the overall, long term objective of maximising shareholder benefits, through the retention of high quality personnel. The remuneration structure and packages offered to executives are summarised below:

- Fixed remuneration
- Short term incentive (STI) – The Company does not presently emphasise payment for results through the provision of cash bonus schemes or other incentive payments based on key performance indicators of Monax given the nature of the Company's business as a mineral exploration entity and the current status of its activities. However the Board may approve the payment of cash bonuses from time to time in order to reward individual executive performance in achieving key objectives as considered appropriate by the Board.
- Long term incentive (LTI) – equity grants, which may be granted annually at the discretion of the Board. From time to time, the Company may grant retention rights as considered appropriate by the Audit, Governance and Remuneration Committee and the Board, as a long term incentive for key management personnel. These rights are subject to shareholder approval at the Annual General Meeting in the year of grant. The intention of this remuneration is to facilitate the retention of key management personnel in order that the goals of the business and shareholders can be met. Under the terms of the issue of the retention rights, the rights will vest over a period of time, with a proportion of the rights vesting each year.

Monax Mining Limited and Controlled Entities

Directors' Report (continued)

Remuneration Report – audited

Executive Remuneration Policies(continued)

- Long term incentive (LTI) (continued) - The Company also has an Employee Share Option Plan approved by shareholders that enables the Board to offer eligible employees options to acquire ordinary fully paid shares in the Company. Under the terms of the Plan, options to acquire ordinary fully paid shares may be offered to the Company's eligible employees at no cost unless otherwise determined by the Board in accordance with the terms and conditions of the Plan. The objective of the Plan is to align the interests of employees and shareholders by providing employees of the Company with the opportunity to participate in the equity of the Company as an incentive to achieve greater success and profitability for the Company and to maximise the long term performance of the Company.

At this time, there is no relationship between remuneration of Key Management Personnel and the Company's performance over the last five years. During the period no Key Management Personnel were offered a STI or LTI.

Service Agreements

Effective 9 March 2016, the Company, executed an agreement with GMF Consulting Pty Ltd, of which Mr Ferris is a Director, to provide services as Managing Director as required.

As of 2 August 2017, Mr Ferris resigned as Managing Director and was engaged under a contract to provide services as a Geological Consultant.

Voting and comments made at the Company's 2016 Annual General Meeting

Monax Mining Limited received more than 85% of 'yes' votes on its remuneration report for the 2016 financial year. The Company did not receive any specific feedback at the AGM or throughout the year on its remuneration practices.

Shares issued on exercise of remuneration options

No shares were issued to Directors as a result of the exercise of remuneration options during the financial year.

Remuneration of Directors and key management personnel

This report details the nature and amount of remuneration for each key management person of the entity and for the executives receiving the highest remuneration.

(a) Directors and key management personnel

The names and positions held by Directors and key management personnel of the entity during the financial year are:

Directors	Position
Mr RM Kennedy	Chairman – Non-executive
Mr GS Davis	Director – Non-executive
Mr GM Ferris * resigned as <i>Managing Director on 2 August 2017</i>	Managing Director – Executive
Mr IJ Gordon <i>appointed as a Director on 1 June 2017</i>	Director – Non-executive

*Mr Ferris was appointed Managing Director of Monax Mining Limited on 1 September 2009. Effective 9 March 2016, Mr Ferris is engaged under a contract to provide services as Managing Director. Effective 2 August 2017, Mr Ferris is engaged under a contract to provide Geological services as consultant.

Monax Mining Limited and Controlled Entities

Directors' Report (continued)

Remuneration Report – audited

(b) Directors' remuneration

2017 primary benefits	Short term employee benefits		Long term employee benefits	Share- based payments	Total \$	Proportion of remuneration relating to performance
	Directors' fees \$	Salary, fees and leave \$	Super contributions \$	Options/ rights \$		
Directors						
Mr RM Kennedy	57,534	-	5,466	-	63,000	-
Mr GS Davis ¹	36,000	-	-	-	36,000	-
Mr GM Ferris	-	241,000	-	-	241,000	-
Mr IJ Gordon	2,742	-	260	-	3,002	-
	96,276	241,000	5,726	-	343,002	-
2016 primary benefits	Directors' fees \$	Salary, fees and leave \$	Super contributions \$	Options/ rights \$	Total \$	Proportion of remuneration relating to performance
Directors						
Mr RM Kennedy	38,356	-	3,644	-	42,000	-
Mr GS Davis ¹	24,000	-	-	-	24,000	-
Mr GM Ferris	-	239,714	15,920	-	255,634	-
Mr IR Witton	-	-	-	-	-	-
	62,356	239,714	19,564	-	321,634	-

There were no cash bonuses paid or non-cash items in 2016 or 2017.

1. Director's fees for Mr Davis are paid to a related entity of the Director.

Monax Mining Limited and Controlled Entities

Directors' Report (continued)

Remuneration Report – audited

(c) Key management personnel remuneration

	Short term employee benefits	Long term employee benefits	Share-based payments	Termination Payments		
2017 primary benefits	Fixed Remuneration \$	Super contributions \$	Options/ rights \$	Termination payments	Total \$	Proportion of remuneration relating to performance
Key management personnel excluding Directors						
Ms VK Suttell**	-	-	-	-	-	-
	-	-	-	-	-	-
2016 primary benefits	Fixed Remuneration \$	Super contributions \$	Options/ rights \$	Termination payments	Total \$	Proportion of remuneration relating to performance
Key management personnel excluding Directors						
Ms VK Suttell**	73,800	-	-	-	73,800	-
	73,800	-	-	-	73,800	-

There were no cash bonuses paid in 2016 or 2015.

** Ms Suttell resigned on 20 January 2016 and Ms Kaitlin Smith was appointed as Company Secretary. Ms Smith is engaged under a service contract with AE Administrative Services Pty Ltd.

(d) Post-employment/retirement benefits

There were no post employment retirement benefits other than superannuation at the statutory amount paid or payable to directors and key management personnel.

(e) Share and Option holdings

(i) Share holdings

The number of shares in the company held during the financial year by each director of Monax Mining Limited and other key management personnel of the Company, including their personal related parties, are set out below.

There were no shares granted during the year as remuneration.

Monax Mining Limited and Controlled Entities

Directors' Report (continued)

Remuneration Report – audited

Shares in Monax Mining Limited	Balance 1/07/16	Received as remuneration	Options/ rights exercised	Net change other ¹	Balance 30/06/17	Total held in escrow 30/06/17
Held by Directors in own name						
Mr RM Kennedy	-	-	-	-	-	-
Mr GS Davis	72,727	-	-	-	72,727	-
Mr GM Ferris	-	-	-	-	-	-
Mr IJ Gordon	-	-	-	-	-	-
	72,727	-	-	-	72,727	-
Held by Directors' personally related Entities						
Mr RM Kennedy	7,750,001	-	-	6,249,999	14,000,000	-
Mr GS Davis	2,702,728	-	-	500,000	3,202,728	-
Mr GM Ferris	1,920,100	-	-	-	1,920,100	-
Mr IJ Gordon	-	-	-	-	-	-
Total held by Directors	12,445,556	-	-	6,749,999	19,195,555	-

(ii) Option holdings

There were nil options over ordinary shares in the company held during the financial year by directors of Monax Mining Limited and any other key management personnel of the Company. There were no options granted during the year.

Monax Mining Limited and Controlled Entities

Directors' Report (continued)

Remuneration Report – audited


(f) Related Party Disclosures

During the financial year ended 30 June 2017, Monax used the legal services of DMAW Lawyers, a legal firm of which Mr Davis is a Principal. Monax paid \$214,568 during the financial year (2016: \$18,715) to DMAW Lawyers for legal and advisory services. As at 30 June 2017, \$190,834 (GST inc.) is payable for invoices received but not yet paid. (2016: nil)

During the financial year ended 30 June 2017, Monax used the consulting services of GMF Consulting Pty Ltd, a consulting firm of which Mr Ferris is a director. Monax paid \$241,000 during the financial year (2016: \$49,000) to GMF Consulting Pty Ltd for consulting services. As at 30 June 2017, \$22,000 (GST inc.) is payable for invoices received but not yet paid (2016: nil).

End of Remuneration Report

The Report of Directors, incorporating the Remuneration Report, is signed in accordance with a resolution of the Board of Directors:

A handwritten signature in black ink, appearing to read 'G. Davis', with a horizontal line underneath.

Glenn Stuart Davis
Director

Dated at Adelaide this 26 September 2017.

Grant Thornton House
Level 3
170 Frome Street
Adelaide, SA 5000
Correspondence to:
GPO Box 1270
Adelaide SA 5001

T 61 8 8372 6666
F 61 8 8372 6677
E info.sa@au.gt.com
W www.grantthornton.com.au

Auditor's Independence Declaration To the Directors of Monax Mining Limited

In accordance with the requirements of section 307C of the Corporations Act 2001, as lead auditor for the audit of Monax Mining Limited for the year ended 30 June 2017, I declare that, to the best of my knowledge and belief, there have been:

- a no contraventions of the auditor independence requirements of the Corporations Act 2001 in relation to the audit; and
- b no contraventions of any applicable code of professional conduct in relation to the audit.

Grant Thornton

GRANT THORNTON AUDIT PTY LTD
Chartered Accountants



Sheenagh Edwards
Partner - Audit & Assurance

Adelaide, 26 September 2017

Grant Thornton Audit Pty Ltd ACN 130 913 594
a subsidiary or related entity of Grant Thornton Australia Ltd ABN 41 127 556 389

'Grant Thornton' refers to the brand under which the Grant Thornton member firms provide assurance, tax and advisory services to their clients and/or refers to one or more member firms, as the context requires. Grant Thornton Australia Ltd is a member firm of Grant Thornton International Ltd (GTIL). GTIL and the member firms are not a worldwide partnership. GTIL and each member firm is a separate legal entity. Services are delivered by the member firms. GTIL does not provide services to clients. GTIL and its member firms are not agents of, and do not obligate one another and are not liable for one another's acts or omissions. In the Australian context only, the use of the term 'Grant Thornton' may refer to Grant Thornton Australia Limited ABN 41 127 556 389 and its Australian subsidiaries and related entities. GTIL is not an Australian related entity to Grant Thornton Australia Limited.

Liability limited by a scheme approved under Professional Standards Legislation.

Monax Mining Limited and Controlled Entities

Consolidated Statement of Profit or Loss and Other Comprehensive Income

For the year ended 30 June 2017

	Note	Consolidated	
		2017	2016
		\$	\$
Revenue	2	15,481	49,132
Gain on disposal of asset		7,312	-
Total revenue		22,793	49,132
Administration expenses	3	719,024	485,877
Impairment of assets	3	765,086	169,093
Loss on disposal of tenement		95,451	-
(Loss) / profit before income tax expense		(1,556,768)	(605,838)
Income tax (expense)/benefit	4	(22,777)	(18,371)
(Loss)/profit after income tax expense		(1,579,545)	(624,209)
(Loss)/profit attributed to members of the parent entity		(1,579,545)	(624,209)
Total comprehensive income for the year		(1,579,545)	(624,209)
Basic earnings per share (cents)	6	(0.408)	(0.025)
Diluted earnings per share (cents)	6	(0.408)	(0.025)

The accompanying notes form part of these financial statements.

Monax Mining Limited and Consolidated Entities

Consolidated Statement of Financial Position

As at 30 June 2017

	Note	Consolidated	
		2017	2016
		\$	\$
Current assets			
Cash and cash equivalents	7	501,053	151,368
Trade and other receivables	8	52,067	36,965
Other current assets	9	6,850	7,096
Total current assets		559,970	195,429
Non-current assets			
Plant and equipment	10	18,271	24,079
Exploration and evaluation assets	14	381,368	701,577
Investments accounted for using the equity method	11	-	-
Total non-current assets		399,639	725,656
Total assets		959,609	921,085
Current liabilities			
Trade and other payables	15	278,703	162,891
Short term provisions	16	-	-
Total current liabilities		278,703	162,891
Non-current liabilities			
Long term provisions	16	-	-
Total non-current liabilities		-	-
Total liabilities		278,703	162,891
Net assets		680,906	758,194
Equity			
Issued capital	17	23,084,761	21,582,504
Reserves	25	42,165	785,080
Retained losses		(22,446,020)	(21,609,390)
Total Equity		680,906	758,194

The accompanying notes form part of these financial statements.

Monax Mining Limited and Controlled Entities
Consolidated Statement of Changes in Equity
For the year ended 30 June 2017

Consolidated	Issued capital (Note 17) \$	Reserves (Note 25) \$	Retained losses \$	Total \$
Balance at 1 July 2015	21,034,163	785,080	(20,985,181)	834,062
<i>Transactions with owners in their capacity as owners:</i>				
Proceeds from the issue of shares during the year	343,507	-	-	343,507
Fair value of options issued to employees	247,701	-	-	247,701
Costs associated with the issue of shares during the year	-	-	-	-
	(42,867)	-	-	(42,867)
Loss attributable to members of the parent entity	-	-	(624,209)	(624,209)
Other comprehensive income	-	-	-	-
Total comprehensive income	-	-	(624,209)	(624,209)
Balance at 30 June 2016	21,582,504	785,080	(21,609,390)	758,194
<i>Transactions with owners in their capacity as owners:</i>				
Proceeds from the issue of shares during the year	1,503,501	-	-	1,503,501
Share based payments	52,000	-	-	52,000
Share options expired	-	(742,915)	742,915	-
Costs associated with the issue of shares during the year	-	-	-	-
	(53,244)	-	-	(53,244)
	23,084,761	42,165	(20,866,475)	2,260,451
Loss attributable to members of the parent entity	-	-	(1,579,545)	(1,579,545)
Other comprehensive income	-	-	-	-
Total comprehensive income	-	-	(1,579,545)	(1,579,545)
Balance at 30 June 2017	23,084,761	42,165	(22,446,020)	680,906

The accompanying notes form part of these financial statements.

Monax Mining Limited and Controlled Entities

Consolidated Statement of Cash Flows

For the year ended 30 June 2017

	Note	Consolidated	
		2017	2016
		\$	\$
Cash flows from operating activities			
Cash receipts in the course of operations		-	42,035
Cash payments in the course of operations		(529,290)	(609,566)
Interest received		15,481	9,100
Net cash (used in) operating activities	21(b)	<u>(513,809)</u>	<u>(558,431)</u>
Cash flows from investing activities			
Payments for plant and equipment		(2,488)	-
Payments for exploration and evaluation assets		(574,410)	(357,524)
Cash call joint venture activities		-	(312,202)
Proceeds from sale of plant and equipment		11,000	7,343
Proceeds from sale of mining tenements		22,000	-
Net cash (used in) investing activities		<u>(543,858)</u>	<u>(662,383)</u>
Cash flows from financing activities			
Proceeds from issue of shares		1,503,501	343,507
Payments associated with issue of shares		(96,149)	(43,254)
Net cash provided by financing activities		<u>1,407,352</u>	<u>300,253</u>
Net (decrease) in cash held		349,685	(920,561)
Cash at the beginning of the financial year		151,368	1,071,929
Cash at the end of the financial year	21(a)	<u>501,053</u>	<u>151,368</u>

The accompanying notes form part of these financial statements.

Monax Mining Limited and Controlled Entities

Notes to the financial statements

For the year ended 30 June 2017

1 Statement of significant accounting policies

The financial report includes the financial statements and notes of Monax Mining Limited and Consolidated Entity ("Group").

(a) Basis of preparation

This general purpose financial report has been prepared in accordance with Australian Accounting Standards, Australian Accounting Interpretations, other authoritative pronouncements of the Australian Accounting Standards Board (AASB) and the Corporation Act 2001. The Company is a for-profit entity for the purpose of preparing financial statements.

The following report covers Monax Mining Limited, a listed public company, incorporated and domiciled in Australia.

Australian Accounting Standards set out accounting policies that the AASB has concluded would result in a financial report containing relevant and reliable information about transactions, events and conditions. Compliance with Australian Accounting Standards ensures that the financial statements and notes also comply with International Financial Reporting Standards. Material accounting policies adopted in the preparation of this financial report are presented below and have been consistently applied unless otherwise stated.

The financial report has been prepared on an accruals basis and is based on historical costs, modified where applicable, by the measurement at fair value of selected non-current assets, financial assets and financial liabilities.

(b) Principles of consolidation

The Group financial statements consolidate those of the Parent and all of its subsidiaries as of 30 June 2017. The Parent controls a subsidiary if it is exposed, or has rights, to variable returns from its involvement with the subsidiary and has the ability to affect those returns through its power over the subsidiary. All transactions and balances between Group companies are eliminated on consolidation, including unrealised gains and losses on transactions between Group companies. Where unrealised losses on intra-group asset sales are reversed on consolidation, the underlying asset is also tested for impairment from a group perspective. Amounts reported in the financial statements of subsidiaries have been adjusted where necessary to ensure consistency with the accounting policies adopted by the Group.

Profit or loss and other comprehensive income of subsidiaries acquired or disposed of during the year are recognised from the effective date of acquisition, or up to the effective date of disposal, as applicable.

(c) Income tax

The income tax expense/(benefit) for the year comprises current income tax expense/(income) and deferred income tax expense/(income).

Current income tax expense charged to the profit or loss is the tax payable on taxable income calculated using applicable income tax rates enacted at reporting date.

Deferred income tax expense reflects movements in deferred tax asset and deferred tax liability balances during the year as well as unused tax losses.

Current and deferred income tax (expense)/benefit is charged or credited directly to equity instead of the profit or loss when the tax relates to items that are credited or charged directly to equity.

Monax Mining Limited and Controlled Entities

Notes to the financial statements

For the year ended 30 June 2017

(c) *Income tax (continued)*

Deferred tax assets and liabilities are ascertained based on temporary differences arising between the tax bases of assets and liabilities and their carrying amounts in the financial statements. Deferred tax assets also result where amounts have been fully expensed but future tax deductions are available. No deferred income tax will be recognised from the initial recognition of an asset or liability, excluding a business combination, where there is no effect on accounting or taxable profit or loss.

Deferred tax is calculated at the tax rates that are expected to apply to the period when the asset is realised or liability is settled. Deferred tax is credited in the Statement of Profit or Loss and Other Comprehensive Income except where it relates to items that may be credited directly to equity, in which case the deferred tax is adjusted directly against equity.

Deferred income tax assets are recognised to the extent that it is probable that future tax profits will be available against which deductible temporary differences can be utilised.

The amount of benefits brought to account or which may be realised in the future is based on the assumption that no adverse change will occur in income taxation legislation and the anticipation that the Company will derive sufficient future assessable income to enable the benefit to be realised and comply with the conditions of deductibility imposed by the law.

(d) *Plant and equipment*

Each class of plant and equipment is carried at cost or fair value less, where applicable, any accumulated depreciation and impairment losses.

Plant and equipment

Plant and equipment are measured on the cost basis less depreciation and impairment losses.

The carrying amount of plant and equipment is reviewed annually by Directors to ensure it is not in excess of the recoverable amount from these assets. The recoverable amount is assessed on the basis of the expected net cash flows that will be received from the assets' employment and subsequent disposal.

Depreciation

All fixed assets are depreciated on a straight line basis over their useful lives to the economic entity commencing from the time the asset is held ready for use.

The depreciation rates used for each class of depreciable assets are:

Class of fixed asset	Depreciation rate
Plant and equipment	5% – 33%

The asset's residual values and useful lives are reviewed, and adjusted if appropriate, at each reporting date.

An asset's carrying amount is written down immediately to its recoverable amount if the asset's carrying amount is greater than its estimated recoverable amount.

Gains and losses on disposals are determined by comparing proceeds with the carrying amount. These gains and losses are included in the Statement of Profit or Loss and Other Comprehensive Income.

(e) *Exploration and evaluation expenditure*

Exploration and evaluation expenditure incurred is accumulated in respect of each identifiable area of interest. These costs are only carried forward to the extent that they are expected to be recouped through the successful development of the area or where activities in the area have not yet reached a stage that permits reasonable assessment of the existence of economically recoverable reserves.

Accumulated costs in relation to an abandoned area are written off in full against profit in the year in which the decision to abandon the area is made.

When production commences, the accumulated costs for the relevant area of interest are amortised over the life of the area according to the rate of depletion of the economically recoverable reserves.

Monax Mining Limited and Controlled Entities

Notes to the financial statements

For the year ended 30 June 2017

(e) Exploration and evaluation expenditure (continued)

A regular review is undertaken of each area of interest to determine the appropriateness of continuing to carry forward costs in relation to that area of interest.

Costs of site restoration are provided over the life of the facility from when exploration commences and are included in the costs of that stage. Site restoration costs include the dismantling and removal of mining plant, equipment and building structures, waste removal and rehabilitation of the site in accordance with clauses of the mining permits. Such costs are determined using estimates of future costs, current legal requirements and technology on an undiscounted basis.

Any changes in the estimates for the costs are accounted on a prospective basis. In determining the costs of site restoration, there is uncertainty regarding the nature and extent of the restoration due to community expectations and future legislation. Accordingly, the costs are determined on the basis that the restoration will be completed within one year of abandoning the site.

(f) Leases

Lease payments for operating leases, where substantially all the risks and benefits remain with the lessor, are charged as expenses in the periods in which they are incurred.

(g) Financial instruments

Initial recognition and measurement

Financial assets and financial liabilities are recognised when the entity becomes a party to the provisions to the instrument. For financial assets this is equivalent to the date that the Company commits itself to either the purchase or sale of the asset.

Financial instruments are initially measured at fair value plus transaction costs, except where the instrument is classified 'at fair value through the profit or loss', in which case the costs are expensed to the Statement of Profit or Loss and Other Comprehensive Income immediately.

Classification and subsequent measurement

Financial instruments are subsequently measured at either of fair value, amortised cost using the interest rate method or cost. Where available, quoted prices, in an active market are used to determine fair value.

The Company does not designate any interests in subsidiaries, associates or joint venture entities as being subject to the requirements of accounting standards specifically applicable to financial instruments:

- (i) **Loans and receivables**
Loans and receivables are non-derivative financial assets with fixed or determinable payments that are not quoted in an active market and are subsequently measured at amortised cost. Loans and receivables are included in current assets except for those not expected to mature within 12 months after the end of the reporting period.
- (ii) **Financial liabilities**
Non-derivative financial liabilities are subsequently measured at amortised cost.
- (iii) **Available for sale financial assets**
Available for sale financial assets are non derivative financial assets that are either not suitable to be classified into other categories of financial assets due to their nature, or they are designated as such by management. They comprise the investments in the equity of other entities where there is neither a fixed maturity nor determinable payments.

Impairment

At each reporting date, the Group assesses whether there is objective evidence that a financial instrument has been impaired.

(h) Impairment of non-financial assets

At each reporting date, the Company reviews the carrying values of its tangible and intangible assets to determine whether there is any indication that those assets have been impaired. If such an indication exists, the recoverable amount of the asset, being the higher of the asset's fair value less costs to sell and value in use, is compared to the asset's carrying value. Any excess of the asset's carrying value over its recoverable amount is expensed to the Statement of Profit or Loss and Other Comprehensive Income.

Monax Mining Limited and Controlled Entities

Notes to the financial statements

For the year ended 30 June 2017

(i) Employee benefits

Provision is made for the Company's liability for employee benefits arising from services rendered by employees to reporting date. Employee benefits that are expected to be wholly settled within one year are measured at the amounts expected to be paid when the liability is settled, plus related on-costs. Employee benefits payable later than one year are measured at the present value of the estimated future cash outflows to be made for those benefits. Those cash flows are discounted using market yields on high quality corporate bonds with terms to maturity that match the expected timing of cash flows.

In determining the liability, consideration is given to employee wage increases and the probability that the employee may satisfy vesting requirements. Those cash flows are discounted using market yields on high quality corporate bonds with terms to maturity that match the expected timing of cash flows.

Equity settled compensation

The Company operates equity settled share-based payment employee share option schemes. The fair value of options is ascertained using the Black-Scholes pricing model which incorporates all market vesting conditions. The fair value of retention rights is ascertained using the binomial valuation model.

(j) Provisions

Provisions are recognised when the Company has a legal or constructive obligation, as a result of past events, for which it is probable that an outflow of economic benefits will result and that outflow can be reliably measured.

(k) Cash and cash equivalents

Cash and cash equivalents includes cash on hand, deposits held at call with banks, other short-term highly liquid investments with original maturities of three months or less.

(l) Revenue

Interest revenue is recognised on a proportional basis taking into account the interest rates applicable to the financial assets.

All revenue is stated net of goods and services tax (GST).

(m) Goods and services tax

Revenues, expenses and assets are recognised net of the amount of goods and services tax (GST), except where the amount of GST incurred is not recoverable from the Australian Tax Office (ATO). In these circumstances the GST is recognised as part of the cost of acquisition of the asset or as part of the expense.

Receivables and payables are stated in the Statement of Financial Position inclusive of GST.

The net amount of GST recoverable from, or payable to, the ATO is included as a current asset or liability in the Statement of Financial Position.

Cash flows are included in the Statement of Cash Flows on a gross basis. The GST components of cash flows arising from investing and financing activities which are recoverable from, or payable to, the ATO are classified as operating cash flows.

(n) Interests in joint operations

A joint venture is an arrangement that the Group controls jointly with one or more other investors, and over which the Group has rights to a share of the arrangement's net assets rather than direct rights to underlying assets and obligations for underlying liabilities. A joint arrangement in which the Group has direct rights to underlying assets and obligations for underlying liabilities is classified as a joint operation. Details of the Company's interests are shown at Note 12.

(o) Investments in associates

Associate companies are companies in which the Company has significant influence through holding, directly or indirectly, 20% or more of the voting power of the company. Investments in associate companies are recognised in the financial statements by applying the equity method of accounting. The equity method of accounting recognises the initial investment at cost and adjusted thereafter for the Company's share of post-acquisition reserves and profits/(losses) of its associates.

Monax Mining Limited and Controlled Entities

Notes to the financial statements

For the year ended 30 June 2017

(p) Trade and other payables

Trade and other payables represent the liability outstanding at the end of the reporting period for goods and services received by the Company during the period which remains unpaid. The balance is recognised as a current liability with the amount being normally paid within 30 days or recognition of the liability.

(q) Earnings per share

(i) Basic earnings per share

Basic earnings per share is calculated by dividing the profit attributable to equity holders of the company, excluding any costs of servicing equity other than ordinary shares, by the weighted average number of ordinary shares outstanding during the financial year, adjusted for bonus elements in ordinary shares issued during the year.

(ii) Diluted earnings per share

Diluted earnings per share adjusts the figures used in the determination of basic earnings per share to take into account the after income tax effect and other financing costs associated with dilutive potential ordinary shares and the weighted average number of additional ordinary shares that would have been outstanding assuming the conversion of all dilutive potential ordinary shares.

(r) Comparative figures

When required by Accounting Standards, comparative figures have been adjusted to conform to changes in presentation for the current financial year.

(s) Critical accounting estimates and judgements

The Directors evaluate estimates and judgements incorporated into the financial report based on historical knowledge and best available current information. Estimates assume a reasonable expectation of future events and are based on current trends of economic data, obtained both externally and within the Company.

Key estimates – impairment

The Company assesses impairment at each reporting date by evaluating conditions specific to the Company that may lead to impairment of assets. Where an impairment trigger exists, the recoverable amount of the asset is determined.

The Company capitalises expenditure relating to exploration and evaluation where it is considered likely to be recoverable or where the activities have not reached a stage which permits a reasonable assessment of the existence of reserves. While there are certain areas of interest from which no reserves have been extracted, the directors are of the continued belief that such expenditure should not be written off since feasibility studies in such areas have not yet concluded.

Key judgements- exploration and evaluation expenditure

The entity capitalises expenditure relating to exploration and evaluation where it is considered likely to be recoverable or where the activities have not reached a stage which permits a reasonable assessment of the existence of reserves. While there are certain areas of interest from which no reserves have been extracted, the directors are of the continued belief that such expenditure should not be written off since feasibility studies in such areas have not yet concluded.

(t) New Accounting Standards and Interpretations

A number of new and revised standards became effective for the first time to annual periods beginning on or after 1 July 2016. Information on the more significant standard(s) is presented below.

AASB 2014-3 Amendments to Australian Accounting Standards – Accounting for Acquisitions of Interests in Joint Operations

AASB 2014-4 Amendments to Australian Accounting Standards – Clarification of Acceptable Methods of Depreciation and Amortisation

AASB 2014-6 Amendments to Australian Accounting Standards – Agriculture: Bearer Plants

AASB 2014-9 Amendments to Australian Accounting Standards – Equity Method in Separate Financial Statements

AASB 2015-2 Amendments to Australian Accounting Standards – Disclosure Initiative: Amendments to AASB 101

The adoption of these amendments has not had a material impact on the Group.

Monax Mining Limited and Controlled Entities

Notes to the financial statements

For the year ended 30 June 2017

(t) New Accounting Standards and Interpretations continued

There were no material new and revised accounting standards which were effective for annual periods beginning on or after 1 July 2016 that were adopted by the Group.

Summary of Significant Accounting Policies

<i>New / revised pronouncement</i>	<i>Superseded pronouncement</i>	<i>Nature of change</i>	<i>Effective date (annual reporting periods beginning on or after...)</i>	<i>Likely impact on initial application</i>
AASB 9 Financial Instruments (December 2014) [Also refer to AASB 2013-9 and AASB 2014-1 below]	AASB 139 Financial Instruments: Recognition and Measurement	<p>a Allows an irrevocable election on initial recognition to present gains and losses on investments in equity instruments that are not held for trading in other comprehensive income (instead of in profit or loss). Dividends in respect of these investments that are a return on investment can be recognised in profit or loss and there is no impairment or recycling on disposal of the instrument.</p> <p>b Introduces a 'fair value through other comprehensive income' measurement category for particular simple debt instruments.</p> <p>c Financial assets can be designated and measured at fair value through profit or loss at initial recognition if doing so eliminates or significantly reduces a measurement or recognition inconsistency that would arise from measuring assets or liabilities, or recognising the gains and losses on them, on different bases.</p> <p>d Where the fair value option is used for financial liabilities the change in fair value is to be accounted for as follows:</p> <ul style="list-style-type: none"> the change attributable to changes in credit risk are presented in Other Comprehensive Income (OCI) the remaining change is presented in profit or loss <p>If this approach creates or enlarges an accounting mismatch in the profit or loss, the effect of the changes in credit risk are also presented in profit or loss.</p> <p>Otherwise, the following requirements have generally been carried forward unchanged from AASB 139 into AASB 9:</p> <ul style="list-style-type: none"> classification and measurement of financial liabilities; and derecognition requirements for financial assets and liabilities <p>AASB 9 requirements regarding hedge accounting represent a substantial overhaul of hedge accounting that enable entities to better reflect their risk management activities in the financial statements.</p> <ul style="list-style-type: none"> Furthermore, AASB 9 introduces a new impairment model based on expected credit losses. This model makes use of more forward-looking information and applies to all financial instruments that are subject to impairment accounting. 	1 January 2018	The entity is yet to undertake a detailed assessment of the impact of AASB 9. However, based on the entity's preliminary assessment, the Standard is not expected to have a material impact on the transactions and balances recognised in the financial statements when it is first adopted for the year ending 30 June 2019.

Monax Mining Limited and Controlled Entities

Notes to the financial statements

For the year ended 30 June 2017

Summary of Significant Accounting Policies

<i>New / revised pronouncement</i>	<i>Superseded pronouncement</i>	<i>Nature of change</i>	<i>Effective date</i> (annual reporting periods beginning on or after...)	<i>Likely impact on initial application</i>
AASB 16 Leases	AASB 117 Leases Int. 4 Determining whether an Arrangement contains a Lease Int. 115 Operating Leases—Lease Incentives Int. 127 Evaluating the Substance of Transactions Involving the Legal Form of a Lease	AASB 16: <ul style="list-style-type: none"> • replaces AASB 117 Leases and some lease-related Interpretations • requires all leases to be accounted for ‘on-balance sheet’ by lessees, other than short-term and low value asset leases • provides new guidance on the application of the definition of lease and on sale and lease back accounting • largely retains the existing lessor accounting requirements in AASB 117 • requires new and different disclosures about leases 	1 January 2019	The entity is yet to undertake a detailed assessment of the impact of AASB 16. However, based on the entity’s preliminary assessment, the Standard is not expected to have a material impact on the transactions and balances recognised in the financial statements when it is first adopted for the year ending 30 June 2020.
AASB 2014-7 Amendments to Australian Accounting Standards arising from AASB 9 (December 2014)	None	AASB 2014-7 incorporates the consequential amendments arising from the issuance of AASB 9.	1 January 2018	Refer to the section on AASB 9 above.

Monax Mining Limited and Controlled Entities

Notes to the financial statements

For the year ended 30 June 2017

Summary of Significant Accounting Policies

<i>New / revised pronouncement</i>	<i>Superseded pronouncement</i>	<i>Nature of change</i>	<i>Effective date (annual reporting periods beginning on or after...)</i>	<i>Likely impact on initial application</i>
AASB 2014-10 Amendments to Australian Accounting Standards – Sale or Contribution of Assets between an Investor and its Associate or Joint Venture	None	<p>The amendments address a current inconsistency between AASB 10 Consolidated Financial Statements and AASB 128 Investments in Associates and Joint Ventures.</p> <p>The amendments clarify that, on a sale or contribution of assets to a joint venture or associate or on a loss of control when joint control or significant influence is retained in a transaction involving an associate or a joint venture, any gain or loss recognised will depend on whether the assets or subsidiary constitute a business, as defined in AASB 3 Business Combinations. Full gain or loss is recognised when the assets or subsidiary constitute a business, whereas gain or loss attributable to other investors' interests is recognised when the assets or subsidiary do not constitute a business.</p> <p>This amendment effectively introduces an exception to the general requirement in AASB 10 to recognise full gain or loss on the loss of control over a subsidiary. The exception only applies to the loss of control over a subsidiary that does not contain a business, if the loss of control is the result of a transaction involving an associate or a joint venture that is accounted for using the equity method. Corresponding amendments have also been made to AASB 128.</p> <p>AASB 2015-10 Amendments to Australian Accounting Standards – Effective Date of Amendments to AASB 10 and AASB 128 deferred the mandatory application date of AASB 2014-10 from 1 January 2016 to 1 January 2018. Refer to the section on AASB 2015-10 below for further information.</p>	1 January 2018	When these amendments are first adopted for the year ending 30 June 2019, there will be no material impact on the financial statements.

(u) Parent entity financial information

The financial information for the parent entity, Monax Mining Limited, disclosed in Note 26 has been prepared on the same basis as the consolidated financial statements, other than investments in subsidiaries and associates, which have been recorded at cost less any impairments.

(v) Authorisation for issue of financial statements

The financial statements were authorised for issue by the Board of Directors 26 September 2017.

Monax Mining Limited and Controlled Entities

Notes to the financial statements

For the year ended 30 June 2017

		Consolidated	
		2017	2016
		\$	\$
2	Revenue		
	Other revenues:		
	<i>From operating activities</i>		
	Interest received from other parties	15,437	7,753
	Other revenue	44	41,379
	Total revenue	15,481	49,132
3	Loss before income tax has been determined after		
	<i>Expenses</i>		
	Administration expenses		
	ASX fees	20,956	19,250
	Share registry fees	28,859	29,333
	Insurance	23,693	27,167
	Audit and other services	27,750	27,500
	Other	34,154	40,964
		135,412	144,214
	Consulting expenses		
	Legal fees	222,778	3,705
	Corporate consulting	150,227	145,649
	Accounting and secretarial services	83,640	34,675
		456,645	184,029
	Depreciation expenses		
	Plant and equipment	2,968	6,051
	Employment expenses		
	Salaries and wages	-	133,276
	Directors' fees	96,276	62,356
	Superannuation	5,726	20,999
	Other	1,657	1,629
	Reallocation to exploration costs	-	(108,742)
		103,659	109,518
	Impairment of assets		
	Exploration	14 765,086	169,093
		765,086	169,093

Monax Mining Limited and Controlled Entities

Notes to the financial statements

For the year ended 30 June 2017

	Consolidated	
	2017	2016
	\$	\$

4 *Income tax benefit/(expense)*

The components of tax expense comprise:

Current income tax		-
Deferred income tax		-
Tax portion of capital raising costs	(22,777)	(18,371)
Income tax benefit/(expense) reported in the statement of profit or loss and other comprehensive income	<u>(22,777)</u>	<u>(18,371)</u>

The prima facie income tax on profit before income tax is reconciled to the income tax as follows:

Prima facie income tax benefit/(expense) calculated at 27.5% on loss (2016: 30%)	428,111	181,451
Tax losses utilised	(172,175)	(92,981)
Tax portion of capital raising costs	(22,819)	(18,371)
Unrealised gains		-
Non-deductible impairment expense	<u>(210,340)</u>	<u>(50,728)</u>
Income tax benefit/(expense) attributable to loss	<u>(22,777)</u>	<u>(18,371)</u>

Income tax losses

Deferred tax asset arising from carried forward tax losses not recognised at reporting date as the asset is not regarded as meeting the probable criteria

- tax losses at 27.5% (2016:30%)	(6,515,723)	(6,365,554)
Temporary differences	69	(32,001)

Monax Mining Limited and Controlled Entities

Notes to the financial statements

For the year ended 30 June 2017

	Consolidated	
	2017	2016
	\$	\$

5 *Auditors' remuneration*

Audit services:

Auditors of the Company – Grant Thornton

Audit and review of the financial reports

27,750	26,000
<u>27,750</u>	<u>27,500</u>

6 *Earnings per share*

(a) Classification of securities

All ordinary shares have been included in basic earnings per share.

(b) Classification of securities as potential ordinary shares

325,000 unlisted options exercisable at \$0.053 by 23/07/2017

1,200,000 unlisted options exercisable at \$0.026 by 12/05/2020

Options granted to employees under the Monax Mining Limited Employee Share Option Plan are considered to be potential ordinary shares and have been included in the determination of diluted earnings per share to the extent to which they are dilutive.

	Consolidated	
	2017	2016
	\$	\$

(c) Earnings used in the calculation of earnings per share

(Loss)/profit after income tax expense	(1,579,545)	(624,209)
--	-------------	-----------

(d) Weighted average number of shares outstanding during the year used in calculating earnings per share

Number for basic and diluted earnings per share

Ordinary shares

387,219,867	246,546,897
-------------	-------------

7 *Cash and cash equivalents*

	Consolidated	
	2017	2016
	\$	\$
Cash at bank	334,703	136,368
Deposits at call	166,350	15,000
	<u>501,053</u>	<u>151,368</u>

Monax Mining Limited and Controlled Entities

Notes to the financial statements

For the year ended 30 June 2017

8 Trade and other receivables

	Consolidated	
	2017	2016
	\$	\$
Current		
Trade receivables	52,067	36,965
	<u>52,067</u>	<u>36,965</u>

Receivables are not considered past due and/or impaired (2016: nil).

9 Other current assets

Prepayments	6,850	7,096
-------------	-------	-------

10 Plant and equipment

Plant and equipment

At cost	223,475	261,624
Accumulated depreciation	(205,204)	(237,545)
Net book value	<u>18,271</u>	<u>24,079</u>

Reconciliations

Reconciliations of the carrying amounts for each class of plant and equipment are set out below:

Plant and equipment

Carrying amount at beginning of year	24,079	46,383
Additions	2,225	362
Disposals	(2,688)	(9,345)
Depreciation	(5,345)	(13,321)
Carrying amount at end of year	<u>18,271</u>	<u>24,079</u>

11 Investments in associates

Interests are held in the following associated companies.

Name	Principal activities	Country of incorporation	Shares	Ownership interest		Carrying amount of investment	
				2017	2016	2017	2016
Unlisted							
Groundhog Partnership	Administration services	n/a	n/a	50%	50%	-	-

Monax Mining Limited and Controlled Entities

Notes to the financial statements

For the year ended 30 June 2017

12 Interests in unincorporated joint operation

Monax Mining Limited has the following interests in unincorporated joint operations

No	State	Agreement Name	Parties	Summary
1	SA	Melton Joint Venture	Monax Mining Limited (MOX) and Marmota Energy Limited (MEU)	MEU will have the right to explore for all minerals in the area covered by Exploration Licences EL 5209 and EL 5122. MOX and MEU operate a 25:75 joint venture

13 Controlled entities

(a) Controlled entities consolidated

The consolidated financial statements incorporate the assets, liabilities and results of the following controlled entity in accordance with the accounting policy described in Note 1(b):

	Country of incorporation	Percentage owned (%)	
		2017	2016
Subsidiaries of Monax Mining Limited:			
Monax Alliance Pty Ltd	Australia	100	100

14 Exploration and evaluation assets

	Consolidated	
	2017	2016
	\$	\$
Movement:		
Carrying amount at beginning of year	701,577	180,697
Additional costs capitalised during the year	560,328	689,973
Sale of interest	(115,451)	-
Impairment of exploration asset ¹	(765,086)	(169,093)
Carrying amount at end of year	381,368	701,577
Closing balance comprises:		
Exploration and evaluation		
- 100% owned	70,157	281,371
Exploration and evaluation phase		
- Joint Venture	311,211	420,206
	381,368	701,577

The ultimate recoupment of costs carried forward for exploration phase is dependent on the successful development and commercial exploitation or sale of the respective areas.

¹ The impairment of the exploration asset in 2017 relates predominantly to the impairment within the Litchfield and Mount Ringwood area of Interest. The asset was impaired based on what the company believes it is readily able to explore or obtain interest in from a third party.

Monax Mining Limited and Controlled Entities

Notes to the financial statements

For the year ended 30 June 2017

15 Trade and other payables

	Consolidated	
	2017	2016
	\$	\$
Trade payables	37,450	71,211
Other payables and accruals	24,329	61,679
Amounts payable to Directors and their related entities*	216,924	30,001
	<u>278,703</u>	<u>162,891</u>

* Details of amounts payable to Director related entities are detailed in Note 22.

16 Provisions

There are no current or non-current employee benefits.

Provisions

Opening balance at beginning of year	-	110,421
Additional provisions	-	(110,421)
Balance at end of year	<u>-</u>	<u>-</u>

17 Issued capital

Issued and paid-up share capital

457,960,718

(2016: 303,610,625) ordinary shares, fully paid

(a) Ordinary shares

Balance at the beginning of year:	21,582,504	21,034,163
Shares issued during the year:		
150,350,093 shares issued under a non-renounceable rights issue	1,503,501	
4,000,000 shares issued to Allyn John, Stuart and Myra Foster under the terms of an Option and Sale Agreement for Percyville tenement	52,000	
21,385,924 Shares issued to Antofagasta for 100% interest of Punt Hill tenement		149,701
14,000,000 Share issued pursuant to resolution for acquisition of option agreement to explore NT mining leases		98,000
14,550,000 shares issued under share purchase plan		145,500
39,601,386 shares issued under placement		198,007
Less transaction costs arising from the issue of shares net of tax	<u>(53,244)</u>	<u>(42,867)</u>
Balance at end of year	<u>23,084,761</u>	<u>21,582,504</u>

Holders of ordinary shares are entitled to receive dividends as declared from time to time and are entitled to one vote per share at shareholders' meetings.

Ordinary shares have no par value and the Company does not have a limited amount of authorised capital.

In the event of winding up of the Company ordinary shareholders rank after all creditors and are fully entitled to any proceeds of liquidation.

Monax Mining Limited and Controlled Entities

Notes to the financial statements

For the year ended 30 June 2017

17 Issued capital (continued)

(b) Options/rights

For information relating to the Monax Mining Limited Employee Share Option Plan including details of any options issued, exercised and lapsed during the financial year, refer to Note 18.

No share options or share rights were issued to executive Directors during the financial year.

At 30 June 2017, there were 1,525,000 (30 June 2016: 1,750,000) unissued shares for which the following options/rights were outstanding.

- 325,000 unlisted options exercisable at \$0.053 by 23/07/2017
- 1,200,000 unlisted options exercisable at \$0.026 by 12/05/2020

(c) Capital Management

Management effectively manages the company's capital by assessing the Company's financial risks and adjusting its capital structure accordingly. These responses include share issues. There have been no changes in the strategy adopted by management to control the capital of the Company since the prior year. Capital is shown as issued capital in the Statement of Financial Position.

Monax Mining Limited and Controlled Entities

Notes to the financial statements

For the year ended 30 June 2017

18 Share-based payments

Share-based payment arrangements are in line with the Monax Mining Limited Employee Share Option plan and retention rights scheme, details of which are outlined in the directors' report.

(i) Options

Listed below are summaries of options granted:

Monax Mining Limited	2017			2016		
	Number of options	Weighted average exercise price \$	Weighted average remaining contractual life	Number of options	Weighted average exercise price \$	Weighted average remaining contractual life
Outstanding at the beginning of the year	1,750,000	0.0342		1,750,000	0.0342	
Granted	-			-		
Exercised	-			-		
Expired	(225,000)			-		
Lapsed	-			-		
Outstanding at year-end	<u>1,525,000</u>	0.0318	682 days	<u>1,750,000</u>	0.0342	1,044 days
Exercisable at year-end	<u>1,525,000</u>			<u>1,750,000</u>		

On 28 July 2011, 225,000 share options were granted to employees under the Monax Mining Limited Employee Share Option Plan to take up ordinary shares at an exercise price of \$0.051 each. These options expired during the period.

On 23 July 2012, 325,000 share options were granted to employees under the Monax Mining Limited Employee Share Option Plan to take up ordinary shares at an exercise price of \$0.053 each. These options are exercisable on or before 23 July 2017.

On 12 May 2015, 1,200,000 share options were granted to employees under the Monax Mining Limited Employee Share Option Plan to take up ordinary shares at an exercise price of \$0.026 each. These options are exercisable on or before 12 May 2020.

The options are non-transferable except as allowed under the Monax Mining Limited Employee Share Option Plan and are not quoted securities. At reporting date, no share options had been exercised.

All options granted to executive directors and key management personnel are over ordinary shares in Monax Mining Limited which confer a right of one ordinary share for every option held. The life of the options is based on the days remaining until expiry.

The options hold no voting or dividends rights and are unlisted. The options lapse six months subsequent to the cessation of employment with the Company. There are no vesting conditions attached to the options.

Monax Mining Limited and Controlled Entities

Notes to the financial statements

For the year ended 30 June 2017

18 *Share-based payments (continued)*

The fair value of the options granted was calculated by using the Black-Scholes option pricing model applying the following inputs.

	May 2015	July 2012	July 2011
Weighted average fair value (Black-Scholes)	\$0.004	\$0.055	\$0.05
Weighted average exercise price	\$0.026	\$0.053	\$0.051
Weighted average life of the option	1,826 days	1,826 days	1,826 days
Underlying share price	\$0.01	\$0.06	\$0.06
Expected share price volatility	78%	152%	113%
Risk free interest rate	2.0%	2.27%	4.25%

The life of the options is based on the days remaining until expiry. Volatility is based on historical share prices.

Expenses arising from share-based payment transactions

There were no expenses arising from share-based payment transactions.

Monax Mining Limited and Controlled Entities

Notes to the financial statements

For the year ended 30 June 2017

19 *Financial risk management*

The Company's financial instruments consist mainly of deposits with banks, accounts receivable and payable.

The totals for each category of financial instruments, measured in accordance with AASB 139 as detailed in the accounting policies to these financial statements, are as follows:

	Consolidated	
	2017	2016
	\$	\$
Financial assets		
Cash and cash equivalents	501,053	151,368
Loans and receivables	52,067	36,965
	<u>553,120</u>	<u>188,333</u>
Financial liabilities		
Trade and other payables	278,703	162,891
	<u>278,703</u>	<u>162,891</u>

Financial risk management policies

The Board of Directors are responsible for monitoring and managing financial risk exposures of the Company.

Specific financial risk exposures and management

The main risks the Company is exposed to includes liquidity risk, credit risk and interest rate risk.

(a) *Liquidity risk*

Liquidity risk arises from the possibility that the Company might encounter difficulty in settling its debts or otherwise meeting its obligations related to financial liabilities.

The Company manages liquidity risk by monitoring forecast cash flows, only investing surplus cash with major financial institutions; and comparing the maturity profile of financial liabilities with the realisation profile of financial assets.

The Board meets on a regular basis to analyse financial risk exposure and evaluate treasury management strategies in the context of the most recent economic conditions and forecasts. The Board's overall risk management strategy seeks to assist the Company in managing its cash flows. Financial liabilities are expected to be settled within 12 months.

(b) *Credit risk exposures*

Credit risk represents the loss that would be recognised if counterparties failed to perform as contracted.

The maximum exposure to credit risk on financial assets, excluding investments, of the entity which have been recognised in the Statement of Financial Position, is the carrying amount, net of any provision for doubtful debts.

No receivables are considered past due or impaired at reporting date.

(c) *Interest rate risk*

Exposure to interest rate risk arises on financial assets and liabilities recognised at reporting date whereby a future change in interest rates will affect future cash flows or the fair value of fixed rate financial instruments.

The company has no long term financial liabilities upon which it pays interest. Cash is held in an interest yielding cheque account and on short term call deposit where the interest rate is both fixed and variable according to the financial asset.

Interest rate risk is managed with a mixture of fixed and floating rate cash deposits. At 30 June 2017 approximately 33.2% of Company deposits are fixed.

Monax Mining Limited and Controlled Entities

Notes to the financial statements

For the year ended 30 June 2017

19 *Financial risk management (continued)*

(c) *Interest rate risk (continued)*

Interest rate

The Company has performed a sensitivity analysis relating to its exposure to interest rate risk at reporting date. This sensitivity analysis demonstrates the effect on the current year results and equity which could result from a change in these risks. It should be noted that the company does not have borrowings and any impacts would be in relation to deposit yields on cash investments.

Interest rate sensitivity analysis

At reporting date, the effect on loss and equity as a result of changes in the interest rate, with all other variables remaining constant would be as follows:

	Consolidated	
	2017	2016
	\$	\$
Change in loss		
Increase in interest rates by 2%	10,021	3,027
Decrease in interest rates by 2%	(10,021)	(3,027)
Change in equity		
Increase in interest rates by 2%	10,021	3,027
Decrease in interest rates by 2%	(10,021)	(3,027)

20 *Commitments and contingent liabilities*

(a) *Exploration expenditure commitments*

In order to maintain current rights of tenure to exploration tenements, the entity will be required to outlay in the year ending 30 June 2018 amounts of approximately \$57,000 (2017: \$572,500) to meet minimum expenditure requirements pursuant to various joint venture requirements and those specified by the State Government of Queensland. These obligations are subject to renegotiation when application for a mining lease is made and at other times. The Company will continue to review its tenement holdings and make the appropriate elections regarding maintaining the tenure of tenements through financial commitment during the licence period. These obligations are not provided for in the financial report.

(b) *Operating lease commitments*

Monax Mining Limited does not have any operating leases.

(c) *Contingent liabilities*

In July 2016, the Company and Groundhog Services Partnership received re-assessments for Payroll Tax totalling \$195,512 for the periods 1 July 2010 to 30 June 2015 inclusive. In August 2017 the Company submitted an objection to the Minister of Finance. This amount is recorded in the notes of the financial statements as a contingent liability.

(d) *Bank Guarantees*

The Group has negotiated a bank guarantee in favour of a service provider. The total nominal amount of this guarantee at the reporting date is \$15,000 (2016: \$15,000). This bank guarantee is fully secured by cash on term deposit.

Monax Mining Limited and Controlled Entities

Notes to the financial statements

For the year ended 30 June 2017

21 Notes to the statement of cash flows

(a) Cash at the end of the financial year consists of the following:

	Consolidated	
	2017	2016
	\$	\$
Cash at bank and at call	501,053	151,368
	<u>501,053</u>	<u>151,368</u>

(b) Reconciliation of profit after income tax to net cash outflow from operating activities

Loss after income tax	(1,579,545)	(624,209)
Add/(less) non cash items		
Depreciation	2,968	6,051
Equity settled share-based payments	52,000	-
Impairment of exploration asset	765,086	169,093
Loss/(Gain) on disposal of exploration assets	95,451	-
Tax effect of capital raising costs	22,777	18,371
Changes in operating assets and liabilities		
(Increase)/decrease in other assets	6,054	6,180
(Increase)/decrease in trade and other receivables	(15,102)	18,396
(Decrease)/increase in trade and other payables	136,502	(41,891)
(Decrease)/increase in provisions	-	(110,421)
Net cash (used in) operating activities	<u>(513,809)</u>	<u>(558,430)</u>

22 Related parties

Directors' transactions with the Company

A number of Directors of the Company, or their Director related entities, held positions in other entities during the financial year that result in them having control or significant influence over the financial or operating policies of those entities.

The terms and conditions of the transactions with Directors and their Director related entities were no more favourable to the Directors and their Director related entities than those available, or which might reasonably be expected to be available, on similar transactions to Non-director related entities on an arm's length basis.

Monax Mining Limited and Controlled Entities

Notes to the financial statements

For the year ended 30 June 2017

22 Related parties (continued)

The aggregate amounts recognised during the year (excluding re-imbursement of expenses incurred on behalf of the Company) relating to Directors and their Director related entities were as follows:

Director	Transaction	Note	Consolidated	
			2017	2016
			\$	\$
GS Davis	Payments to an entity of which the Director is a partner in respect of legal fees		214,568	18,715
RM Kennedy	Payments to a Director related entity for administration services.	(i)	341	-
GM Ferris	Payments to a Director related entity for administration services.	(ii)	241,000	49,000

(i) This amount relates to provision of administration expenses by Monax Mining Ltd

(ii) This amount relates to the provision of services to act as Managing Director by GMF Consulting Pty Ltd

Amounts receivable from and payable to Directors and their Director related entities at reporting date arising from these transactions were as follows:

	Consolidated	
	2017	2016
	\$	\$
Current payables		
Amounts payable to related parties*	216,924	30,001
	216,924	30,001

* Amounts payable to related parties represents amounts payable to Mr IJ Gordon, Mr RM Kennedy, DMAW Lawyers and GMF Consulting Pty Ltd.

Refer to the Remuneration Report contained in the Directors' Report for details of the remuneration paid or payable to each member of the Company's key management personnel for the year ended 30 June 2017. The totals of remuneration paid to key management personnel during the year are as follows:

	Consolidated	
	2017	2016
	\$	\$
Short term employee benefits	337,276	375,870
Post employment benefits	5,726	19,564
	343,002	395,434

23 Operating segments

Segment information

Description of segments

AASB 8 requires operating segments to be identified on the basis of internal reports about components of the entity that are regularly reviewed by the chief operating decision maker in order to allocate resources to the segment and to assess its performance. The entity has identified its operating segments to be Gawler Craton, Kangaroo Island, North Queensland, Bullock Creek and Oodnadatta based on different geological regions and the similarity of assets within those regions. This is the basis on which internal reports are provided to the Board of Directors for assessing performance and determining the allocation of resources within the entity.

Monax Mining Limited and Controlled Entities

Notes to the financial statements

For the year ended 30 June 2017

The entity operates primarily in one business, namely the exploration of minerals.

Basis of accounting for purposes of reporting by operating segment

Accounting policies adopted

Unless stated otherwise, all amounts reported to the Board of Directors, being the chief operating decision maker with respect to operating segments, are determined in accordance with accounting policies that are consistent to those adopted in the annual financial statements of the Company.

Details of the performance of each of these operating segments for the financial years ended 30 June 2017 and 30 June 2016 are set out below:

Monax Mining Limited and Controlled Entities

Notes to the financial statements

For the year ended 30 June 2017

23 Operating segments (continued)

(i) Segment performance

	Gawler Craton		Kangaroo Island		North Queensland		Bullock Creek		Oodnadatta		Mount Ringwood		Litchfield		Total	
	2017	2016	2017	2016	2017	2016	2017	2016	2017	2016	2017	2016	2017	2016	2017	2016
	\$	\$	\$	\$	\$	\$	\$	\$	\$	\$	\$	\$	\$	\$	\$	\$
Segment revenue	-	41,379	-	-	-	-	-	-	-	-	-	-	-	-	-	41,379
Segment results																
Gross segment result before depreciation, amortisation and impairment	-	41,379	-	-	-	-	-	-	-	-	-	-	-	-	-	41,379
Depreciation and amortisation	-	-	-	-	-	-	-	-	-	-	-	-	-	-	-	-
Loss on disposal of tenement	(95,451)	-	-	-	-	-	-	-	-	-	-	-	-	-	(95,451)	-
Impairment	(274,663)	(110,370)	(974)	(23,726)	(3,504)	(8,944)	756	(24,457)	-	(1,596)	(268,880)	-	(217,821)	-	(765,086)	(169,093)
	(370,114)	(68,991)	(974)	(23,726)	(3,504)	(8,944)	756	(24,457)	-	(1,596)	(268,880)	-	(271,821)	-	(860,537)	(127,714)
Interest income	-	-	-	-	-	-	-	-	-	-	-	-	-	-	15,481	7,753
Gain on disposal of available for sale asset	-	-	-	-	-	-	-	-	-	-	-	-	-	-	7,312	-
Other expenses	-	-	-	-	-	-	-	-	-	-	-	-	-	-	(1,533,975)	(485,876)
Loss before tax	-	(68,991)	-	(23,726)	-	(8,944)	-	(24,457)	-	(1,596)	-	-	-	-	(1,556,768)	(605,837)
Income tax benefit/(expense)	-	-	-	-	-	-	-	-	-	-	-	-	-	-	(22,777)	(18,371)
Loss after tax	-	(68,991)	-	(23,726)	-	(8,944)	-	(24,457)	-	(1,596)	-	-	-	-	(1,579,545)	(624,708)

Monax Mining Limited and Controlled Entities

Notes to the financial statements

For the year ended 30 June 2017

23 Operating segments (continued)

(ii) Segment assets

	Gawler Craton		Kangaroo Island		North Queensland		Bullock Creek		Oodnadatta		Mt Litchfield		Croydon		Mount Ringwood		Percyville		Total	
	2017	2016	2017	2016	2017	2016	2017	2016	2017	2016	2017	2016	2017	2016	2017	2016	2017	2016	2017	2016
	\$	\$	\$	\$	\$	\$	\$	\$	\$	\$	\$	\$	\$	\$	\$	\$	\$	\$	\$	\$
Segment assets	38,114	416,619	-	-	-	3,588	-	-	-	-	-	6,050	48,153	18,550	-	256,770	295,101	-	381,368	701,577
<i>Segment asset increases for the year:</i>																				
Capital expenditure	11,609	346,292	974	23,726	(84)	12,532	(756)	24,457	-	1,596	211,771	6,050	29,603	18,550	12,110	256,770	295,101	-	560,328	689,973
Sale of tenement	(20,000)	-	-	-	-	-	-	-	-	-	-	-	-	-	-	-	-	-	(20,000)	-
Impairment	(274,663)	(110,370)	(974)	(23,726)	(3,504)	(8,944)	756	(24,457)	-	(1,596)	(217,821)	-	-	-	(268,880)	-	-	-	(765,086)	(169,093)
	(283,054)	235,922	-	-	(3,588)	3,588	-	-	-	-	(6,050)	6,050	29,603	18,550	(256,770)	256,770	295,101	-	(204,758)	520,880
<i>Reconciliation of segment assets to company assets</i>																				
Cash and cash equivalents	-	-	-	-	-	-	-	-	-	-	-	-	-	-	-	-	-	-	501,053	151,368
Trade and other receivables	-	-	-	-	-	-	-	-	-	-	-	-	-	-	-	-	-	-	52,067	36,965
Other current assets	-	-	-	-	-	-	-	-	-	-	-	-	-	-	-	-	-	-	6,850	7,096
Plant and equipment	-	-	-	-	-	-	-	-	-	-	-	-	-	-	-	-	-	-	18,271	24,079
Investment in associates	-	-	-	-	-	-	-	-	-	-	-	-	-	-	-	-	-	-	-	-
Total assets	38,114	416,619	-	-	-	3,588	-	-	-	-	-	6,050	48,153	18,550	-	256,770	295,101	-	959,609	921,085

Monax Mining Limited and Controlled Entities

Notes to the financial statements

For the year ended 30 June 2017

23 Operating segments (continued)

(iii) Segment liabilities

	Bullock Creek		Mt Litchfield		Croydon		Mount Ringwood		Percyville		Total	
	2017	2016	2017	2016	2017	2016	2017	2016	2017	2016	2017	2016
	\$	\$	\$	\$	\$	\$	\$	\$	\$	\$	\$	\$
Segment liabilities	-	4,023	5,830	6,105	550	7,334	-	33,545	16,500	-	22,880	51,007
<i>Reconciliation of segment liabilities to company liabilities</i>												
Trade and other payables	-	-	-	-	-	-	-	-	-	-	255,823	95,409
Short term provisions	-	-	-	-	-	-	-	-	-	-	-	-
Long term provisions	-	-	-	-	-	-	-	-	-	-	-	-
Total liabilities	-	4,023	5,830	6,105	550	7,334	-	33,545	16,500	-	278,703	146,416

Monax Mining Limited and Controlled Entities

Notes to the financial statements

For the year ended 30 June 2017

24 Events subsequent to reporting date

During July 2017, the Company completed a Share Purchase Plan to Australian and New Zealand shareholders for project exploration and working capital purposes. The issue raised \$50,500 before costs.

During July 2017, 325,000 unlisted options expired during the period.

During September 2017, the Company completed a share placement to Australian and New Zealand shareholders for project exploration and working capital purposes. The placement raised \$502,175 before costs.

In July 2016, the Company and Groundhog Services Partnership received re-assessments for Payroll Tax totalling \$195,512 for the periods 1 July 2010 to 30 June 2015 inclusive. In August 2017 the Company submitted an objection to the Minister of Finance. This amount is recorded in the notes of the financial statements as a contingent liability.

In August 2017 the Company acquired a new project in Western Australia.

Apart from the above, there has not arisen in the interval between 30 June 2017 and the date of this report any item, transaction or event of a material and unusual nature likely, in the opinion of the Directors of the Company, to affect significantly the operations of the Company, the results of those operations, or the state of affairs of the Company, in future years.

25 Reserves

Share options reserve - recording items recognised as expenses on valuation of employee share options and share rights, and the revaluation of associate entity fair value.

	Consolidated	
	2017	2016
	\$	\$
Reserves		
<i>Share option reserve</i>		
Opening balance at beginning of year	785,080	785,080
Options expired	(742,915)	-
Balance at end of year	42,165	785,080

Monax Mining Limited and Controlled Entities

Notes to the financial statements

For the year ended 30 June 2017

26 *Monax Mining Limited company information*

	2017	2016
	\$	\$
Parent entity		
Assets		
Current assets	559,823	177,126
Non-current assets	399,639	725,656
Total assets	<u>959,462</u>	<u>902,782</u>
Liabilities		
Current liabilities	324,549	135,543
Non-current liabilities	-	56,838
Total liabilities	<u>634,913</u>	<u>192,381</u>
Equity		
Issued capital	23,084,761	21,582,504
Retained losses	(22,492,013)	(21,657,183)
Share-based payments reserve	42,165	785,080
Total equity	<u>634,913</u>	<u>710,401</u>
Financial performance		
Loss for the year	(1,577,746)	(671,682)
Other comprehensive income	-	-
Total comprehensive income	<u>(1,577,746)</u>	<u>(671,682)</u>
Guarantees in relation to the debts of subsidiaries	-	-
Contingent liabilities	195,512	195,512
Contractual commitments	-	-

27 *Fair value measurement of assets and liabilities*

Fair value hierarchy

AASB 13 requires disclosure of fair value measurements by level of the following fair value hierarchy:

- (a) Quoted prices (unadjusted) in active markets for identical assets or liabilities (level 1)
- (b) Inputs other than quoted prices included within level 1 that are observable for the asset or liability, either directly or indirectly (level 2), and
- (c) Valuation techniques that include inputs for the asset or liability that are not based on observable market data (unobservable inputs) (level 3)

There were no changes in valuation techniques for financial instruments in the period. The carrying value of trade receivables and payables are assumed to approximate their fair values due to their short term nature. All assets subject to Fair Value measurement were sold during the year.

Monax Mining Limited and Controlled Entities

Notes to the financial statements

For the year ended 30 June 2017

28 *Company details*

The registered office of the Company is:

139 Greenhill Road
UNLEY SA 5061

The principal place of business is

Level 3, 100 Pirie Street
ADELAIDE SA 5000

29 *Going concern*

The financial report has been prepared on the basis of going concern.

The cash flow projections of the Group indicate that it will require positive cash flows from additional capital or sale of assets for continued operations. The Group incurred a loss of \$1,579,545. The Group's cash balance at 30 June 2017 was \$501,053.

The Group's ability to continue as a going concern is contingent on obtaining additional capital and/or sale of assets. If additional capital is not obtained or assets not sold, the going concern basis may not be appropriate, with the result that the consolidated entity may have to realise its assets and extinguish its liabilities, other than in the ordinary course of business and in amounts different from those stated in the financial report. No allowance for such circumstances has been made in the financial report.

Monax Mining Limited

Directors' declaration

For the year ended 30 June 2017


Directors' declaration

1 The Directors of Monax Mining Limited declare that:

- (a) the financial statements and notes, as set out on pages 15 to 46, are in accordance with the Corporations Act 2001, and:
 - (i) give a true and fair view of the financial position as at 30 June 2017 and of the performance for the year ended on that date of the entity; and
 - (ii) comply with Accounting Standards; and
 - (iii) Monax Mining Limited complies with International Financial Reporting Standards as described in Note 1.
- (b) The Chief Executive Officer and Chief Financial Officer have declared that:
 - (i) The financial records of the Company for the financial year have been properly maintained in accordance with s286 of the Corporations Act 2001;
 - (ii) The financial statements and notes for the financial year comply with the accounting standards; and
 - (iii) The financial statement and notes for the financial year give a true and fair view;
- (c) In the directors' opinion, there are reasonable grounds to believe that the Company will be able to pay its debts as and when they become due and payable.

This declaration is made in accordance with a resolution of the Board of Directors.

Dated at Adelaide this 26th day of September 2017.



Glenn Stuart Davis
Director

Grant Thornton House
Level 3
170 Frome Street
Adelaide, SA 5000
Correspondence to:
GPO Box 1270
Adelaide SA 5001

T 61 8 8372 6666
F 61 8 8372 6677
E info.sa@au.gt.com
W www.grantthornton.com.au

Independent Auditor's Report To the Members of Monax Mining Limited

Report on the audit of the financial report

Opinion

We have audited the financial report of Monax Mining Limited (the Company) and its subsidiaries (the Group), which comprises the consolidated statement of financial position as at 30 June 2017, the consolidated statement of profit or loss and other comprehensive income, consolidated statement of changes in equity and consolidated statement of cash flows for the year then ended, and notes to the consolidated financial statements, including a summary of significant accounting policies, and the directors' declaration.

In our opinion, the accompanying financial report of the Group, is in accordance with the *Corporations Act 2001*, including:

- a Giving a true and fair view of the Group's financial position as at 30 June 2017 and of its performance for the year ended on that date; and
- b Complying with Australian Accounting Standards and the *Corporations Regulations 2001*.

Basis for Opinion

We conducted our audit in accordance with Australian Auditing Standards. Our responsibilities under those standards are further described in the *Auditor's Responsibilities for the Audit of the Financial Report* section of our report. We are independent of the Group in accordance with the independence requirements of the *Corporations Act 2001* and the ethical requirements of the Accounting Professional and Ethical Standards Board's APES 110 *Code of Ethics for Professional Accountants* (the Code) that are relevant to our audit of the financial report in Australia. We have also fulfilled our other ethical responsibilities in accordance with the Code.

We believe that the audit evidence we have obtained is sufficient and appropriate to provide a basis for our opinion.

Grant Thornton Audit Pty Ltd ACN 130 913 594
a subsidiary or related entity of Grant Thornton Australia Ltd ABN 41 127 556 389

'Grant Thornton' refers to the brand under which the Grant Thornton member firms provide assurance, tax and advisory services to their clients and/or refers to one or more member firms, as the context requires. Grant Thornton Australia Ltd is a member firm of Grant Thornton International Ltd (GTIL). GTIL and the member firms are not a worldwide partnership. GTIL and each member firm is a separate legal entity. Services are delivered by the member firms. GTIL does not provide services to clients. GTIL and its member firms are not agents of, and do not obligate one another and are not liable for one another's acts or omissions. In the Australian context only, the use of the term 'Grant Thornton' may refer to Grant Thornton Australia Limited ABN 41 127 556 389 and its Australian subsidiaries and related entities. GTIL is not an Australian related entity to Grant Thornton Australia Limited.

Liability limited by a scheme approved under Professional Standards Legislation.

Material Uncertainty Related to Going Concern

We draw attention to Note 29 in the financial statements, which indicates that the Group incurred a net loss of \$1,579,545 during the year ended 30 June 2017 and the Group's cash balance at 30 June 2017 was \$501,053. As stated in Note 29, these events or conditions, along with other matters as set forth in Note 29, indicate that a material uncertainty exists that may cast doubt on the Group's ability to continue as a going concern. Our opinion is not modified in respect of this matter.

Key Audit Matters

Key audit matters are those matters that, in our professional judgement, were of most significance in our audit of the financial report of the current period. These matters were addressed in the context of our audit of the financial report as a whole, and in forming our opinion thereon, and we do not provide a separate opinion on these matters.

In addition to the matter described in the Material Uncertainty Related to Going Concern section, we have determined the matters described below to be the key audit matters to be communicated in our report.

Key audit matter	How our audit addressed the key audit matter
<p>Exploration and Evaluation Assets Note 14</p> <p>At 30 June 2017 the carrying value of Exploration and Evaluation Assets was \$381,368.</p> <p>In accordance with AASB 6 <i>Exploration for and Evaluation of Mineral Resources</i>, the Group is required to assess at each reporting date if there are any triggers for impairment which may suggest the carrying value is in excess of the recoverable value.</p> <p>The process undertaken by management to assess whether there are any impairment triggers in each area of interest involves an element of management judgement.</p> <p>This area is a key audit matter due to the valuation of exploration and evaluation assets being a significant risk.</p>	<p>Our procedures included, amongst others:</p> <ul style="list-style-type: none"> • Obtaining the management reconciliation of capitalised exploration and evaluation expenditure and agreeing to the general ledger; • Reviewing management's area of interest considerations against AASB 6; • Conducting a detailed review of management's assessment of trigger events prepared in accordance with AASB 6 including: <ul style="list-style-type: none"> - Tracing projects to statutory registers, exploration licenses and third party confirmations to determine whether a right of tenure existed; - Enquiry of management regarding their intentions to carry out exploration and evaluation activity in the relevant exploration area, including review of managements' budgeted expenditure; - Understanding whether any data exists to suggest that the carrying value of these exploration and evaluation assets are unlikely to be recovered through development or sale; • Assessing the accuracy of impairment recorded for the year as it pertained to exploration interests; and • Reviewing the appropriateness of the related disclosures within the financial statements.

Information Other than the Financial Report and Auditor's Report Thereon

The Directors are responsible for the other information. The other information comprises the information included in the Group's annual report for the year ended 30 June 2017, but does not include the financial report and our auditor's report thereon.

Our opinion on the financial report does not cover the other information and we do not express any form of assurance conclusion thereon.

In connection with our audit of the financial report, our responsibility is to read the other information and, in doing so, consider whether the other information is materially inconsistent with the financial report or our knowledge obtained in the audit or otherwise appears to be materially misstated.

If, based on the work we have performed, we conclude that there is a material misstatement of this other information, we are required to report that fact. We have nothing to report in this regard.

Responsibilities of the Directors' for the Financial Report

The Directors of the Group are responsible for the preparation of the financial report that gives a true and fair view in accordance with Australian Accounting Standards and the *Corporations Act 2001* and for such internal control as the Directors determine is necessary to enable the preparation of the financial report that gives a true and fair view and is free from material misstatement, whether due to fraud or error.

In preparing the financial report, the Directors are responsible for assessing the Group's ability to continue as a going concern, disclosing, as applicable, matters related to going concern and using the going concern basis of accounting unless the Directors either intend to liquidate the Group or to cease operations, or have no realistic alternative but to do so.

Auditor's Responsibilities for the Audit of the Financial Report

Our objectives are to obtain reasonable assurance about whether the financial report as a whole is free from material misstatement, whether due to fraud or error, and to issue an auditor's report that includes our opinion. Reasonable assurance is a high level of assurance, but is not a guarantee that an audit conducted in accordance with the Australian Auditing Standards will always detect a material misstatement when it exists. Misstatements can arise from fraud or error and are considered material if, individually or in the aggregate, they could reasonably be expected to influence the economic decisions of users taken on the basis of this financial report.

A further description of our responsibilities for the audit of the financial report is located at the Auditing and Assurance Standards Board website at:

http://www.auasb.gov.au/auditors_responsibilities/ar1.pdf. This description forms part of our auditor's report.

Report on the Remuneration Report

Opinion on the Remuneration Report

We have audited the Remuneration Report included in the directors' report for the year ended 30 June 2017.

In our opinion, the Remuneration Report of Monax Mining Limited, for the year ended 30 June 2017, complies with section 300A of the *Corporations Act 2001*.

Responsibilities

The Directors of the Group are responsible for the preparation and presentation of the Remuneration Report in accordance with section 300A of the *Corporations Act 2001*. Our responsibility is to express an opinion on the Remuneration Report, based on our audit conducted in accordance with Australian Auditing Standards.

Grant Thornton

GRANT THORNTON AUDIT PTY LTD
Chartered Accountants

S K Edwards

S K Edwards
Partner - Audit & Assurance

Adelaide, 26 September 2017